

Standall[®]

traditional quality | future assurance



PNEUMATIC TOOL ACCESSORIES

www.standall.com

Welcome to **Standall**®

Over 70 years of History



In 1938 the brothers Joe and George Hall set up a small forging operation under the name of Standall, on the site of an old mine at Mickley Lane near Sheffield, supplying drill bits and small forging machines for both home and export markets.

The Second World War brought significant changes to Standall as, due to MOD requirements, it diversified its manufacturing operation to include a new product; forged Anchor Spikes. These were used for securing towlines to extract bogged down tanks and fighting vehicles, more especially in the western desert. These products are still being supplied today.

During the 1950s Standall developed a range of contractors' tools, which were sold both nationally and internationally. A reputation for quality of product and service was born. The small forgings machine operation was subsequently phased out to concentrate on this new product range.

In 1987 the construction tools and soft rock mining business of Edgar Allen Mining Products was acquired and integrated into Standall's existing forging operations. That acquisition added a sizable machine shop facility enabling Standall to


enter the rapidly expanding market of power tool accessories for hand-held electrically powered hammers.

The closure of the majority of the British underground mining activity signalled a dramatic reduction in the soft rock products, but this coincided with a substantial increase in international sales of pneumatic tools, together with increased sales of a wider range of electric and hydraulic excavator-mounted demolition tools. Once again, the company showed the ability to adapt dynamically to the changing circumstances of the market place.



Throughout its 70 year history Standall has only changed ownership twice; once in 1978 when the Hall brothers retired, and again in 2000 when the current owners took up the challenge of maintaining Standall's 'family business' reputation of traditional quality whilst earning a new reputation for flexibility and innovation enabling Standall to compete in a progressive world.

Partly because of this family business atmosphere, the company has benefited from many long service employees. It is their loyalty and wealth of experience that has significantly contributed to the success of the company and has underpinned the quality and flexibility of its operations.





During September 1992, Standall achieved the quality standard accreditations to BS 5750 and ISO 9002. Over the years we have updated our systems as the international standards have changed and we are currently accredited to BS EN ISO 9001:2000.

The company maintains vigilance towards market developments and preferences. Whilst aware of Health and Safety issues in the construction industry Standall undertook in 2002 an innovative project by developing a patented SVR™ (Standall Vibration Reduction) system that helps to reduce Hand Arm Vibration (HAV) to the user. This system was subsequently added to the product range.

Standall is currently overcoming new challenges with increased investment in production equipment, technology and implementation of modern techniques that further improve customer service. New materials and products are being sourced and introduced, as the company continues in its endeavours to supply a higher quality product, delivered on time and at a price that gives exceptional value for money.



contents

Detail & Shank type	Shank Sketch*	Page	Detail & Shank type	Shank Sketch*	Page
19 x 50mm Hexagon Shank 32mm Diameter Collar		5	23 x 50mm Round Shank 38 mm Diameter Collar		17
19 x 50mm Hexagon Shank 30mm Diameter Collar		5	23 x 70mm Round Shank 37 mm Diameter Collar		17
19 x 82mm Hexagon Shank 33mm Diameter Collar		5	25 x 75mm Round Shank 41 mm Diameter Collar		17
22 x 82mm Hexagon Shank 41mm Diameter Collar		6	26 x 70mm Round Shank 39.5 mm Diameter Collar		18
22 x 108mm Hexagon Shank 41mm Diameter Collar		8	26 x 80mm Round Shank 40 mm Diameter Collar		18
25 x 108mm Hexagon Shank 41mm Diameter Collar		9	19 x 82mm Square Shank 38 mm Diameter Collar		19
28 x 160mm Hexagon Shank 46mm Diameter Collar		11	19 x 95mm Round Shank CP9		19
28 x 152mm Hexagon Shank 46mm Diameter Collar		11	15 x 90mm Round Shank CP9F		20
32 x 160mm Hexagon Shank 46mm Diameter Collar		14	17 x 12mm Hump Shank 30mm Diameter Collar ML33		20
32 x 152mm Hexagon Shank 46mm Diameter Collar		14	17 x 14mm Hump Shank 34mm Diameter Collar M37B		20
22 x 70mm Round Shank 36mm Diameter Collar		17	Shankless 35mm Diameter Collar Hausher R		20

Detail & Shank type

Shank Sketch*

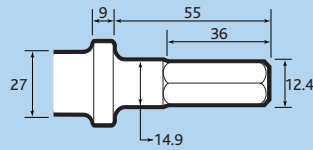
Page

Detail & Shank type

Shank Sketch*

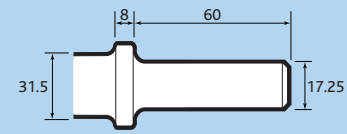
Page

12.4 hex 14.8 rnd x 55mm Shank
27mm Diameter Collar
C15



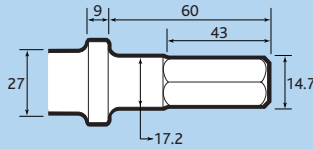
21

17.3 x 60mm Shank
with Round Collar



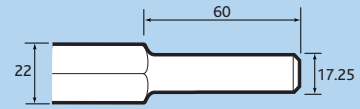
24

14.7 hex 17.2 rnd x 60mm Shank
27mm Diameter Collar
DX1C/DX2C



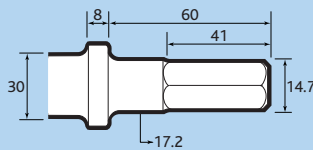
21

17.3 x 70mm Shank
with no collar



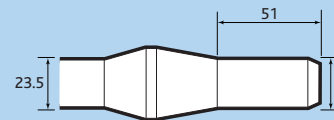
24

14.7 hex 17.2 rnd x 60mm Shank
30mm Diameter Collar
C17



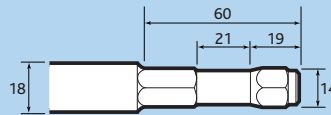
21

RB90 Round Shank



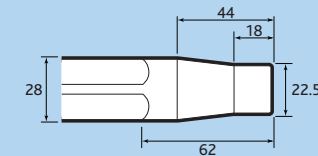
25

14 x 60mm Hexagon Shank
SGMS28



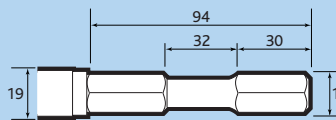
23

Jumbo 11X Shank



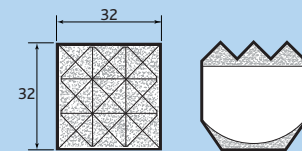
25

15 x 94mm Hexagon Shank
TRELAWNEY TYPE



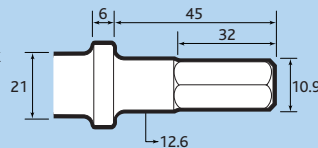
22

Stone Dressing Pads



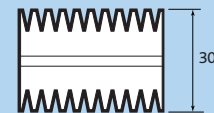
26

10.9 hex 12.6 rnd x 45mm Shank
21mm Diameter Collar



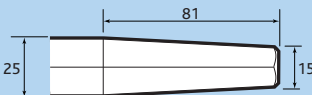
23

Skutch Combs




26

25mm Hexagon Taper Shank
E115



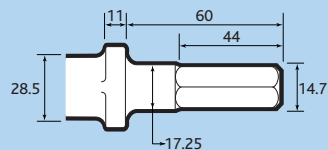
22

Concrete Cutter



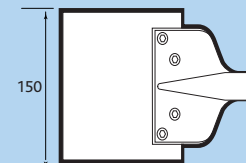
26

14.7 hex 17.3 rnd x 60mm
Shank with Oval Collar



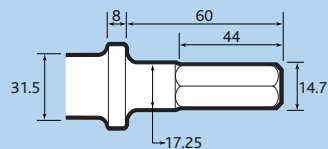
23

Floor Scraping Tool



26

14.7 hex 17.3 rnd x 60mm
Shank with Round Collar

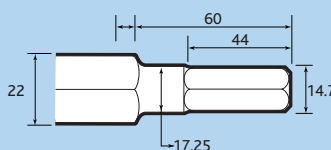


23

Long Steels

27

14.7 hex 17.3 rnd x 60mm
Shank with no Collar

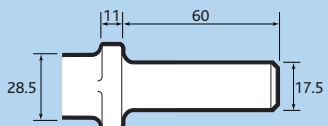


23

Standall SVR™

29

17.3 rnd x 70mm Shank
with Oval Collar

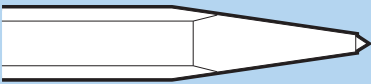


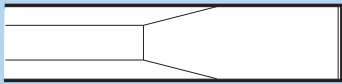


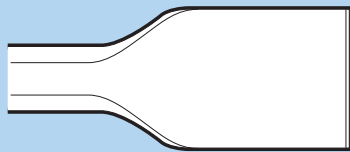








24

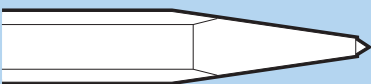


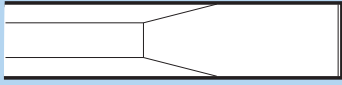


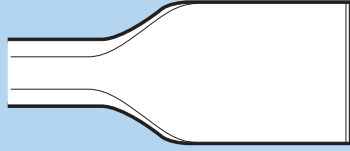

Guidance Notes

30

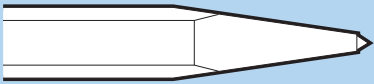






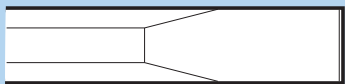






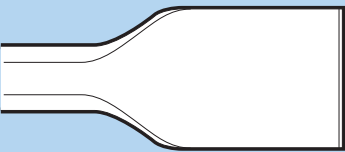


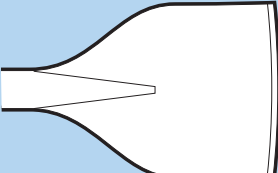

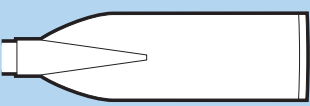


Shank 19mm Hexagon 50mm Long

	Description	Working Width mm	Under Collar Length mm	Body	Weight Kg	Standall Part No. 32mm Dia Collar	Standall Part No. 30mm Dia Collar
	Moil Point	–	250		0.8	912011	922011
	Moil Point	–	450		1.3	912014	922014
	Narrow Chisel	22	250		0.8	912211	922211
	Narrow Chisel	22	450		1.3	912214	922214
	Wide Chisel	50	250		0.9	912121	–
	Wide Chisel	50 Cranked	250		0.9	912122	–
	Wide Chisel	60	190		0.8	942141	–
	Wide Chisel	75	250		1.0	912151	–
	Bush Hammer Stem	–	Bush Hammer Stem		0.9	912161	–
For use with 914056 9 Point T C Pad & 914057 T C Pad							

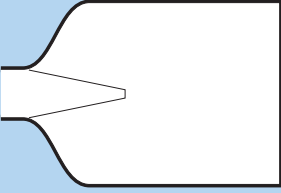

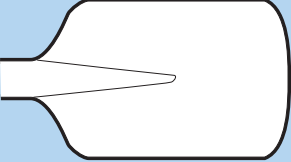



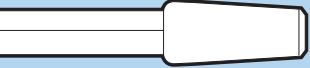

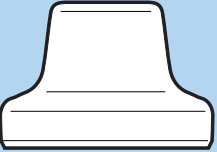
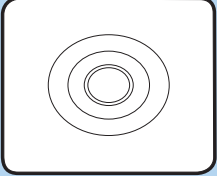
Shank 19mm Hexagon 82mm Long

	Description	Working Width mm	Under Collar Length mm	Body	Weight Kg	Standall Part No. 32mm Dia Collar	Standall Part No. 30mm Dia Collar
	Moil Point	22	300		0.8	910101	–
	Moil Point	22	450		1.8	910104	–
	Narrow Chisel	22	300		0.8	910311	–
	Narrow Chisel	22	450		1.8	910314	–
	Wide Chisel	75	250		1.0	910150	–

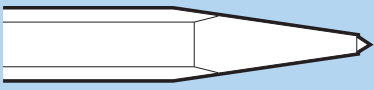


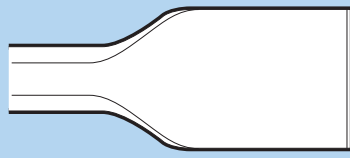



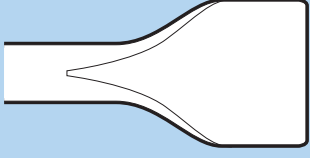

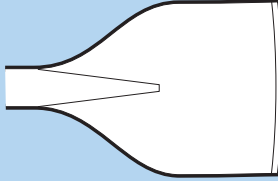

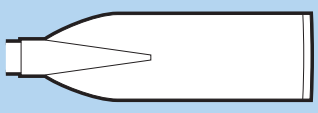

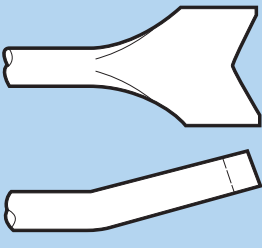



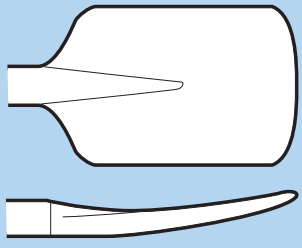

Shank 22mm Hexagon 82mm Long 41mm Dia Collar

	Description	Working Width mm	Under Collar Length mm	Body	Weight Kg	Standall Part No. Point to Flat	Standall Part No. Flat to Flat
	Moil Point		330		1.4	910021	–
	Moil Point		380		1.5	910023	–
	Moil Point	–	380		1.6	910023SVR*	–
	Moil Point	–	450		1.8	910024	–
	Moil Point		450		1.6	91004SVR*	–
	Moil Point		610		2.3	910026	–
	Narrow Chisel	22	330		1.4	910231	–
	Narrow Chisel	22	380		1.5	910233	918233
	Narrow Chisel	22	380		1.6	910233SVR	–
	Narrow Chisel	22	450		1.8	910234	918234*
	Narrow Chisel	22	450		1.8	910234SVR	–
	Narrow Chisel	22	610		2.3	910236	918236
	Wide Chisel	75	380		2.5	910420	918420
	Wide Chisel	75	450		2.8	910421	–
	Asphalt Cutter Curved Edge	125	380		3.2	910424	–
	Digging Chisel Curved Edge	75	380		3.4	910426	–
	Digging Chisel Straight Edge	75	380		3.4	910427*	918427*



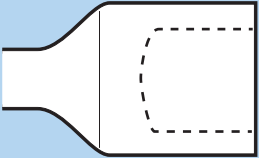

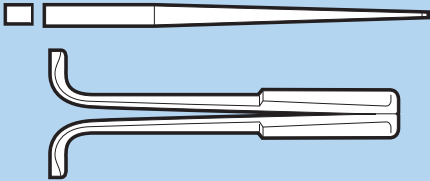
Shank 22mm Hexagon 82mm Long 41mm Dia Collar

	Description	Working Width mm	Under Collar Length mm	Body	Weight Kg	Standall Part No. Point to Flat	Standall Part No. Point to Flat
	Digger Spade	120	400		3.2	910626	918626*
	Clay Spade	100	250		2.7	910913	-
	Clay Spade	125	430		3.3	910662	918662
	Stem (Small Taper)	-	300		1.3	910910	-
	Tamper Pad	-	125 Dia		3.2	912905	-
	Tamper Pad	-	125 Square		5.8	912915	-

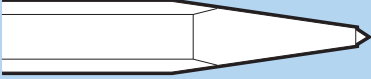


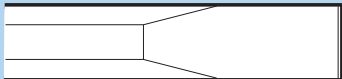


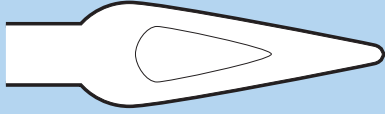

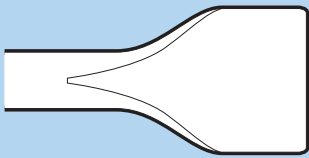


Shank 22mm Hexagon 108mm Long 41mm Dia Collar

	Description	Working Width mm	Under Collar Length mm	Body	Weight Kg	Standall Part No. Point to Flat	Standall Part No. Point to Flat
	Moil Point	-	350		1.4	933118	-
	Moil Point	-	450		1.8	933158	-
	Wide Chisel	45	240		1.2	933019	-
	Wide Chisel	45	340		1.4	933119	-
	Wide Chisel	45	460		1.8	933120	-
	Wide Chisel	75	380		2.6	933121	-
	Asphalt Cutter	125	350		3	933122	-
	Digging Chisel (Curved Edge)	75	280		2.7	933130	-
	Tie Tamper	100	550		4	933515	-
		100	460		4	933510	-
		100	380		4	933505	-
	Clay Spade	135	350		3.1	933125	-

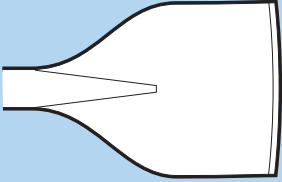

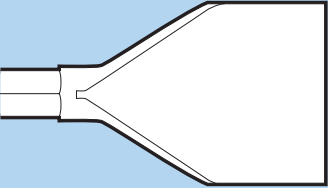

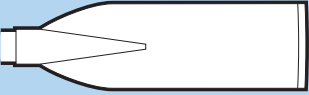

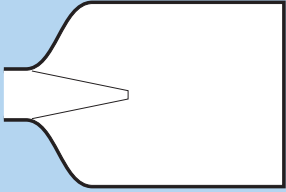

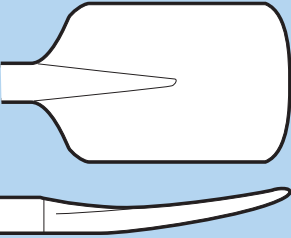



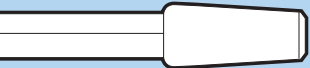

Shank 22mm Hexagon 108mm Long 41mm Dia Collar

	Description	Working Width mm	Under Collar Length mm	Body	Weight Kg	Standall Part No. Point to Flat	Standall Part No. Point to Flat
	Frost Wedge	35	380		3.5	923123	-
	Wedge Hammer Internal Dia 42mm	55 o/d	200		1.3	933042	-
	Plug	34 Dia Hole	420	-	0.9	933181	-
	Feather (Pair)	34 Dia Hole	30mm Wide	-	0.9	933180	-
	Plug	29 Dia Hole	390	-	0.8	933081	-
	Feather (Pair)	29 Dia Hole	24mm wide	-	1.0	933080	-

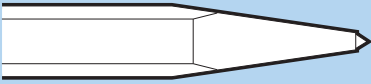





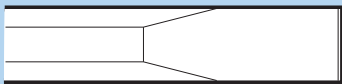





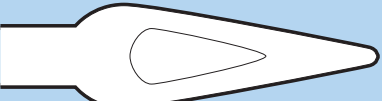

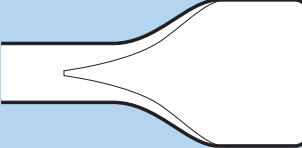

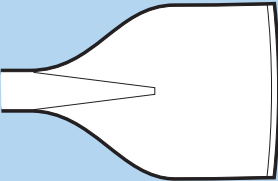

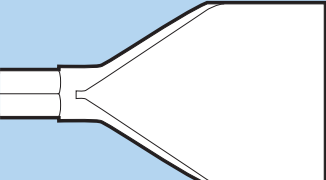


Shank 25mm Hexagon 108mm Long 41mm Dia Collar

	Description	Working Width mm	Under Collar Length mm	Body	Weight Kg	Standall Part No. Point to Flat	Standall Part No. Point to Flat
	Moil Point	-	380		2.1	910043	-
	Moil Point	-	450		2.5	910044	-
	Narrow Chisel	-	380		2.1	910253	918253
	Narrow Chisel	-	450		2.5	910254	918254
	Heavy Duty Burstter	-	380		2.2	910926*	-
	Wide Chisel	75	380		2.6	910430	918430
	Wide Chisel	75	450		2.9	910431	-

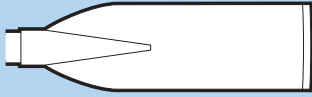

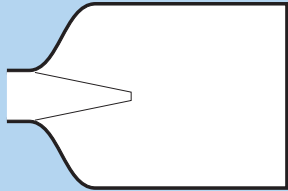

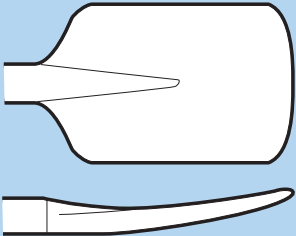



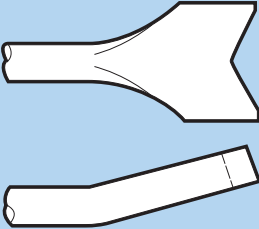

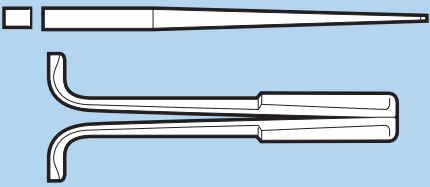
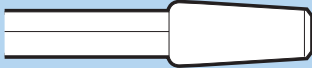

Shank 25mm Hexagon 108mm Long 41mm Dia Collar

	Description	Working Width mm	Upper Collar Length mm	Body	Weight Kg	Standall Part No. Point to Flat	Standall Part No. Point to Flat
	Asphalt Cutter	125	380		3.2	910434	918434
	Tarmac Cutter	115	300		3.1	910435	918435
	Digging Chisel (Curved Edge)	75	380		3.4	910436	918436
	Digging Spade	120	380		4	910636	918636
	Clay Spade	135	430		3.3	910664	918664
	Frost Wedge	35	380		4.3	920891	–
 See page 16 for Pads to suite	Stem (Small Taper)	–	300		–	910911	–

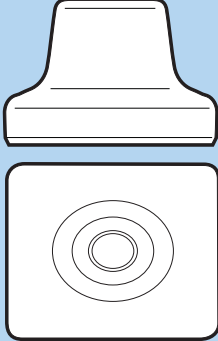
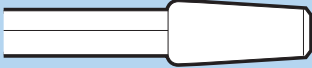

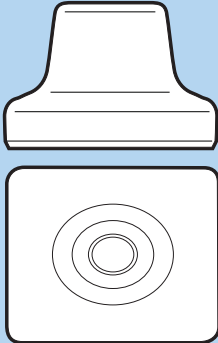
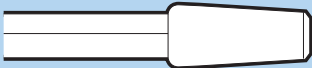

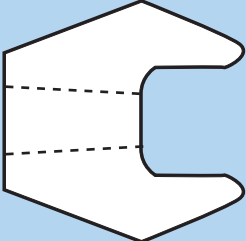
Shank 28mm Hexagon 160mm & 152mm Long 46mm Dia Collar

	Description	Working Width mm	Under Collar Length mm	Body	Weight Kg	Standall Part No. 28x160	Standall Part No. 28x152
	Moil Point	-	300		2.3	912061	-
	Moil Point	-	380		2.8	912063	910063
	Moil Point	-	380		3	912063SVR	-
	Moil Point	-	450		3.3	912064	910064
	Moil Point	-	450		3.5	912064SVR	-
	Narrow Chisel	-	300		2.3	912271	910271
	Narrow Chisel	-	380		2.8	912273	910273
	Narrow Chisel	-	380		3	912273SVR	-
	Narrow Chisel	-	450		3.3	912274	910274
	Narrow Chisel	-	450		3.3	912274SVR	-
	Heavy Duty Burstter	-	380		3.3	912927	910927
	Wide Chisel	75	380		3.3	912440	910440
	Asphalt Cutter	125	380		3.8	912444	910444
	Tarmac Cutter	115	300		3.8	912545	910545
	Tarmac Cutter	115	300		3.1	912545SVR	-

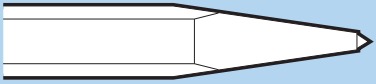







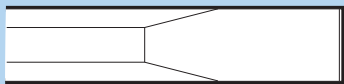






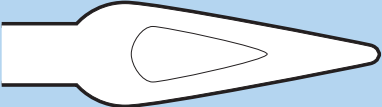

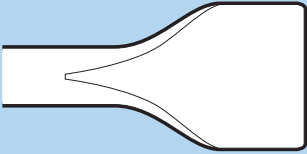

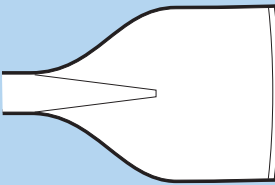

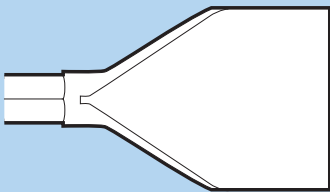


Shank 28mm Hexagon 160mm & 152mm Long 46mm Dia Collar

	Description	Working Width mm	Under Collar Length mm	Body	Weight Kg	Standall Part No. 28x160	Standall Part No. 28x152
	Digging Chisel	75	380		4	912446	910446
	Digging Spade	120	380		4.9	912646	910646
	Clay Spade	135	380		4.9	912666	910666
	Frost Wedge	40	400		5	912892	–
	Tie Tamper	100	400		4.2	912341*	910341*
	Plug	–	660		4	912888*	–
	Feather Set	–	305		2.9	912908	–
	Feather Set	–	380		3.5	912907	–
	Feather Set	–	450		4	912909	–
Note Plug & Feather Sets are designed to be used with 48mm diameter holes							
	Stem Large Taper	–	230		3.2	912901	910901

Shank 28mm Hexagon 160mm & 152mm Long 46mm Dia Collar

	Description	Working Width mm	Under Collar Length mm	Body	Weight Kg	Standall Part No. 28x160	Standall Part No. 28x152
	Pad (Large Taper)	125 dia	-	-	5	912904	-
	Pad (Large Taper)	180 dia	-	-	7.5	912906	-
	Pad (Large Taper)	150 square	-	-	8.3	912916	-
	Stem Small Taper	-	230		3.1	912920	910920
	Pad (Small Taper)	125 dia	-	-	5	-	912905
	Pad (Small Taper)	150 Square	-	-	8.3	-	912915
	Stem Large Taper	-	230		3.1	912920	910920
	Sheeting Board Driver	57 Gap	-	-	12.3	912880	-
	Sheeting Board Driver	76 Gap	-	-	15.5	912884	-

Shank 32mm Hexagon 160mm & 152mm Long 46mm Dia Collar

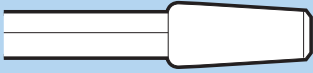

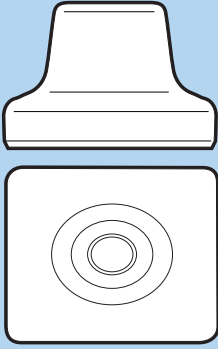
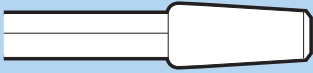

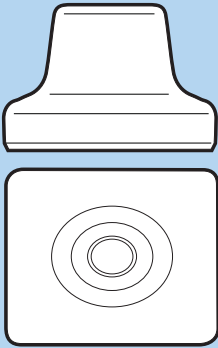


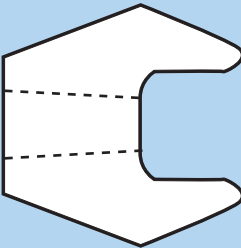
	Description	Working Width mm	Under Collar Length mm	Body	Weight Kg	Standall Part No. 32x160	Standall Part No. 32x152
	Moil Point	-	300		3	912081	910081
	Moil Point	-	350		3.3	-	910082
	Moil Point	-	380		3.5	912083	910083
	Moil Point	-	380		3.7	912083SVR	-
	Moil Point	-	450		4	912084	910084
	Moil Point	-	450		4.2	912084SVR	-
	Moil Point	-	600		4.4	912068	810086
	Narrow Chisel	-	300		3	912291	910291
	Narrow Chisel	-	350		3.3	-	910292
	Narrow Chisel	-	380		3.5	912293	910293
	Narrow Chisel	-	380		3.7	912293SVR	-
	Narrow Chisel	-	450		4	912294	910294
	Narrow Chisel	-	450		4.2	912294SVR	-
	Heavy Duty Burster	-	380		3.7	912928	910928
	Wide Chisel	75	380		4	912450	910450
	Asphalt Cutter	125	380		4	912454	910454
	Tarmac Cutter	115	300		3.8	912555	910555
	Tarmac Cutter	115	300		3.8	912555SUR	

Shank 32mm Hexagon 160mm & 152mm Long 46mm Dia Collar

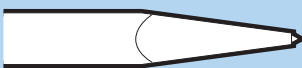


	Description	Working Width mm	Under Collar Length mm	Body	Weight Kg	Standall Part No. 32x160	Standall Part No. 32x152
	Digging Chisel (Curved Edge)	75	380	○	4.2	912456	910456
	Digging Spade	120	380	○	5.3	912656	910656
	Clay Spade	135	380	○	5.4	912668	910668
	Frost Wedge	40	400	⬡	5.5	922894	–
	Rock Breaker	32-57	380	○	4.9	912898	910898
	Tie Tamper	100	400	○	4.2	912351	910351
	Tie Tamper	100	580	○	5	912352	–
	Plug	–	660	⬡	4	91288*	–
	Feather Set	–	305		2.9	912908	–
	Feather Set	–	380		3.5	912907	–
	Feather Set	–	450		4	912909	–

Note Plug & Feather Sets are designed to be used with 48mm diameter holes

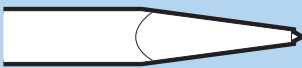



Shank 32mm Hexagon 160mm & 152mm Long 46mm Dia Collar

	Description	Working Width mm	Under Collar Length mm	Body	Weight Kg	Standall Part No. 32x160	Standall Part No. 32x152
	Stem Large Taper	-	230		3.2	912903	910903
	Pad (Large Taper)	125 dia	-	-	5	912904	-
	Pad (Large Taper)	180 dia	-	-	7.5	912906	-
	Pad (Large Taper)	150 square	-	-	8.3	912916	-
	Stem Small Taper	-	230		3.1	912922	910922
	Pad (Small Taper)	125 dia	-	-	7.5	912905	-
	Pad (Small Taper)	150 Square	-	-	8.3	912915	-
	Stem Large Taper	-	230		3.2	912903	910903
	Sheeting Board Driver	57 Gap	-	-	12.3	912880	-
	Sheeting Board Driver	76 Gap	-	-	15.5	912884	-

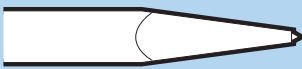



22mm x 70mm Round Shank 36mm dia Collar

	Description	Working Width mm	Under Collar Length mm	Body	Weight Kg	Standall Part No.
	Moil Point	-	330		1.3	914005
	Narrow Chisel	-	330		1.3	914205*

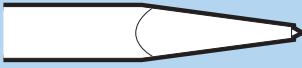



23mm x 50mm Round Shank 38mm dia Collar

	Description	Working Width mm	Under Collar Length mm	Body	Weight Kg	Standall Part No.
	Moil Point	-	330		1.4	914321
	Narrow Chisel	-	330		1.4	914331

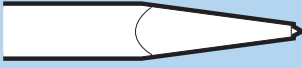



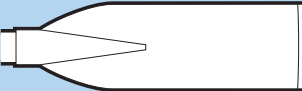

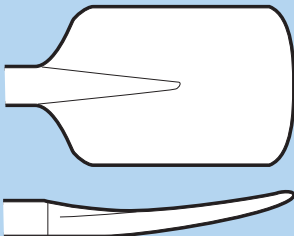

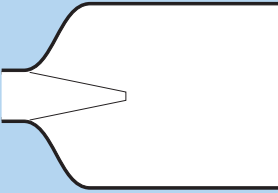

23mm x 70mm Round Shank 36mm dia Collar

	Description	Working Width mm	Under Collar Length mm	Body	Weight Kg	Standall Part No.
	Moil Point	-	330		1.4	914026
	Moil Point	-	430		1.7	914028
	Narrow Chisel	-	330		1.4	914226
	Narrow Chisel	-	430		1.7	914228

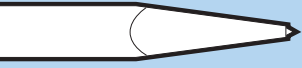



25mm x 75mm Round Shank 41mm dia Collar

	Description	Working Width mm	Under Collar Length mm	Body	Weight Kg	Standall Part No.
	Moil Point	-	330		1.6	914025
	Moil Point	-	350		1.7	914315
	Moil Point	-	400		1.8	914035
	Moil Point	-	450		2	915044
	Narrow Chisel	-	330		1.6	914225
	Narrow Chisel	-	350		1.7	914515
	Narrow Chisel	-	400		1.8	914235
	Narrow Chisel	-	450		2	915254





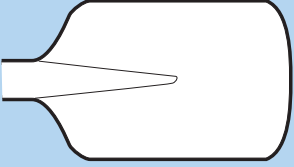



26mm x 70mm Round Shank 40mm dia Collar CP9F

	Description	Working Width mm	Under Collar Length mm	Body	Weight Kg	Standall Part No.
	Moil Point	-	330		1.4	914097
	Narrow Chisel	-	330		1.4	914098*
	Digging Chisel	75	450		3.1	914103*
	Clay Spade	135	380		-	914102*
	Digging Spade	120	400		3.2	914144*

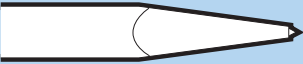







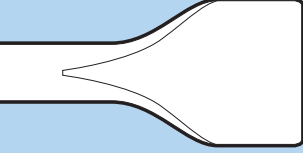

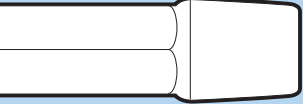
26mm x 80mm Round Shank 40mm dia Collar

	Description	Working Width mm	Under Collar Length mm	Body	Weight Kg	Standall Part No.
	Moil Point	-	300		1.3	914509*
	Narrow Chisel	-	300		1.3	914520*

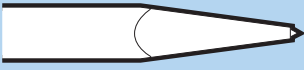



19mm x 82mm Square Shank 36mm dis Collar

	Description	Working Width mm	Under Collar Length mm	Body	Weight Kg	Standall Part No.	
	Moil Point	-	330		1.4	914009	
	Narrow Chisel	-	330		1.4	914029	
	Clay Spade	100	380		2.7	914609	
	Clay Spade	125	430		3.3	914058	

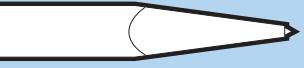

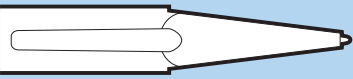

19mm x 95mm Round Shank CP9

	Description	Working Width mm	Overall Length mm	Body	Weight Kg	Standall Part No.	
	Moil Point	-	250		0.7	914049	-
	Moil Point	-	380		1	914549	-
	Narrow Chisel	-	250		0.7	914249	-
	Narrow Chisel	-	380		1	914649	-
	Wide Chisel	75	250		1.2	914449	-
	Stem For Stone Dressing Pads	-	250		0.7	914104	-



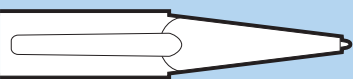

15mm x 90mm Round Shank CP9F

	Description	Working Width mm	Overall Length mm	Body	Weight Kg	Standall Part No.
	Moil Point	-	300		0.6	914050
	Narrow Chisel	-	300		0.6	944250

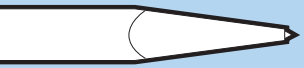



17mm x 12mm Round Shank 30mm Collar ML 33

	Description	Working Width mm	Overall Length mm	Body	Weight Kg	Standall Part No.
	Moil Point	-	330		1.4	914585
	Moil Point Fluted	-	330		1.4	914586

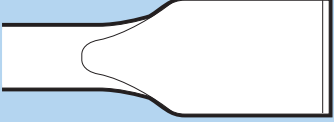
17mm x 14mm Round Shank 34mm Collar M37B

	Description	Working Width mm	Overall Length mm	Body	Weight Kg	Standall Part No.
	Moil Point	-	330		1.4	914575
	Moil Point Fluted	-	330		1.4	914576

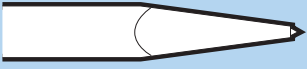



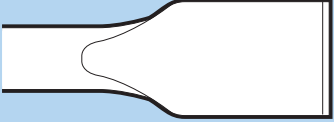

Hausherr Shank 35mm Collar

	Description	Working Width mm	Overall Length mm	Body	Weight Kg	Order Number
	Moil Point	-	350		1.2	914565
	Narrow Chisel	-	350		1.2	914572







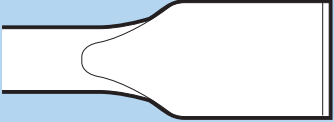

12.4 Hex, 14.8 Round x 55mm Shank 27mm dia Collar C15

	Description	Working Width mm	Overall Length mm	Body	Weight Kg	Standall Part No.
	Moil Point	–	250		0.4	914146*
	Moil Point	–	415		0.8	914157*
	Narrow Chisel	–	250		0.4	914166*
	Narrow Chisel	–	415		0.8	914255*
	Wide Chisel	50	230		0.6	914358*

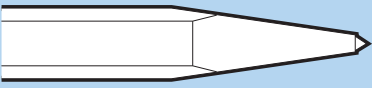

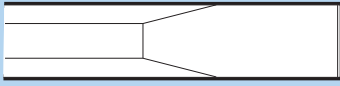

14.7 Hex, 17.2 Round x 60mm Shank 27mm dia Collar DX1C/DX2C

	Description	Working Width mm	Overall Length mm	Body	Weight Kg	Standall Part No.
	Moil Point	–	230		0.4	914041
	Narrow Chisel	–	230		0.4	914042
	Wide Chisel	50	230		0.5	914043*

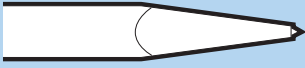



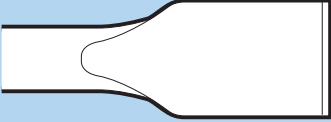

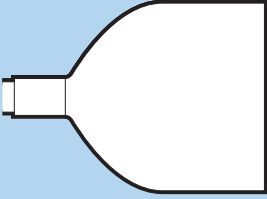

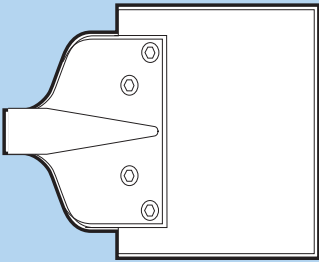
14.7 Hex, 17.2 Round x 60mm Shank 30mm dia Collar C17

	Description	Working Width mm	Overall Length mm	Body	Weight Kg	Standall Part No.
	Moil Point	–	270		0.5	914151*
	Moil Point	–	330		0.7	914152*
	Narrow Chisel	–	270		0.5	914171*
	Narrow Chisel	–	330		0.7	914172*
	Wide Chisel	60	270		0.8	914377*

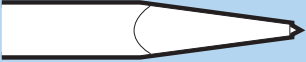



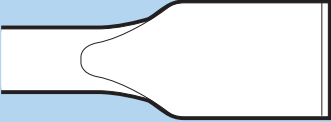

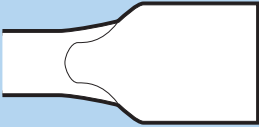



25mm Hex Taper Shank E115

	Description	Working Width mm	Overall Length mm	Body	Weight Kg	Standall Part No.
	Moil Point	-	250		0.6	914404
	Narrow Chisel	-	250		0.6	914405*

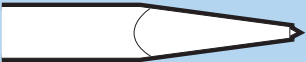



15 Hex x 94mm Trelawney Type Shank

	Description	Working Width mm	Overall Length mm	Body	Weight Kg	Standall Part No.
	Moil Point	-	205		0.5	914511*
	Narrow Chisel	-	205		0.5	914521*
	Wide Chisel	50	205		1.2	914531*
	Wide Chisel	100	250		1.3	914591
	Scraper Tool	200	250		-	914651
	Replacement Blades	200	-		-	914651B

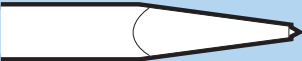







14 x 60mm (SGMS28) Type Shank

	Description	Working Width mm	Overall Length mm	Body	Weight Kg	Standall Part No.
	Moil Point	–	270		0.5	914500*
	Narrow Chisel	–	205		0.5	914502*
	Wide Chisel	40	205		1.2	914505*
	Cranked Chisel	65	200		0.8	914506*
	Cranked Chisel	80	240		0.9	914512*

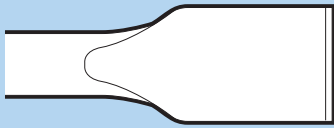




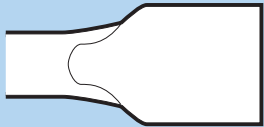


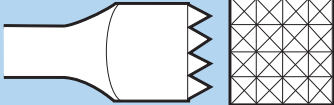
10.9 Hex x 12.6 Rnd x 45mm Type Shank

	Description	Working Width mm	Overall Length mm	Body	Weight Kg	Standall Part No.
	Moil Point	–	200		0.6	914523*
	Narrow Chisel	–	200		0.6	914524*

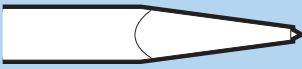







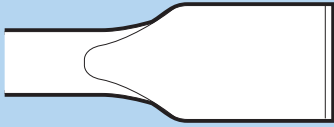




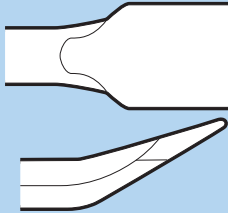


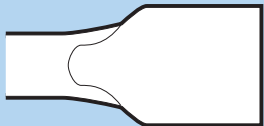

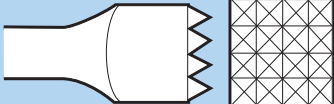

14.7 Hex 17.3 Rnd x 60mm Shank

	Description	Working Width mm	Overall Length mm	Body	Standall Part No. Oval Collar	Standall Part No. Round Collar	Standall Part No. No Collar
	Moil Point	–	230		914030	914007	914037*
	Moil Point	–	300		914040	914017	914047*
	Moil Point	–	450		914060	914617	914067*
	Narrow Chisel	–	230		914230	914207	914237*
	Narrow Chisel	–	300		914240	914217	914247*
	Narrow Chisel	–	450		914190	914717	914257*



14.7 Hex 17.3 Rnd x 60mm Shank

	Description	Working Width mm	Overall Length mm	Body	Standall Part No. Oval Collar	Standall Part No. Round Collar	Standall Part No. No Collar
	Wide Chisel	38	230		914330	914307*	914337*
	Wide Chisel	38	300		914340*	914317*	914347*
	Wide Chisel	50	230		914430*	914407*	914437*
	Wide Chisel	50	300		914440*	914417*	914447*
	Scaling Chisel Straight	75	230		914830	914557	914837*
	Scaling Chisel Straight	75	300		914840*	914567*	914847*
	Bushing Tool	-	240		914930*	914907*	-

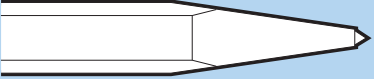


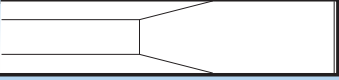




17.3 Rnd x 60mm Shank

	Description	Working Width mm	Overall Length mm	Body	Standall Part No. Oval Collar	Standall Part No. Round Collar	Standall Part No. No Collar
	Moil Point	-	230		914036	914008	914038*
	Moil Point	-	300		914046	914018	914048*
	Moil Point	-	450		914556	914588	914618*
	Narrow Chisel	-	230		914236	914208	914238*
	Narrow Chisel	-	300		914246	914218	914248*
	Narrow Chisel	-	450		914606	914598	914718*
	Wide Chisel	38	230		914336	914308*	914338*
	Wide Chisel	38	300		914346	914318*	914348*
	Wide Chisel	50	230		914436	914408*	914438*
	Wide Chisel	50	300		914446	914418*	914448*
	Scaling Chisel Cranked	75	230		914536*	914508*	914538*
	Scaling Chisel Cranked	75	300		914546*	914518*	914548*
	Scaling Chisel Straight	75	230		914836	914805	914838
	Bushing Tool	-	240		914936*	914908*	-

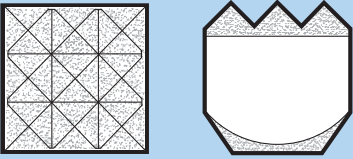
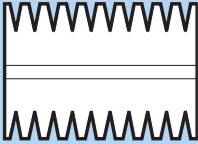

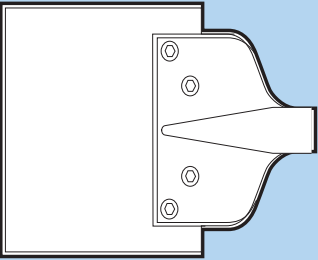
RB 90 Type Shank

	Description	Working Width mm	Overall Length mm	Body	Weight Kg	Standall Part No.
	Narrow Chisel For use on Metal S1 spec	–	280		1.2	934590*

Jumbo 11X Type Shank

	Description	Working Width mm	Overall Length mm	Body	Weight Kg	Standall Part No.
	Moil Point	–	255		1.2	914555*
	Moil Point	–	300		?	100310
	Narrow Chisel For use with concrete C70 W2 Spec	–	225		1.2	914595
			300		1.4	924595
	Rivel Buster Metal Work S1 Spec	–	225		1.2	100290
			300		1.4	100291

Accessories

	Description	Type	Standall Part No.
	<p>Stone Dressing Pads To suit Stone Dressing Stems</p>	<p>9 Point Pad-All Steel 16 Point Pad-T C Conical inserts (38mm Sq 100550)</p>	<p>914106 914107</p>
	<p>Scutch Combs To suit all combholders</p> <p>Scutch Combs To suit all combholders</p>	<p>38mm Wide 50mm Wide</p>	<p>914485 914488</p>
	<p>Concrete Cutter To suit all combholders</p> <p>Concrete Cutter To suit all combholders</p>	<p>38mm Wide 50mm Wide</p>	<p>914480 914490</p>
	<p>Floor Cleaning Tools To suit all floor cleaning tool stems</p>	<p>Complete with 2mm thick blade Replacement scraper blade 2mm thick Replacement nut & bolt set</p>	<p>100134 100156 100134 Set</p>

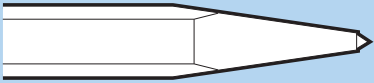





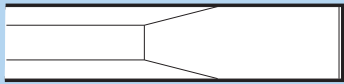





Long Steels

Standall Tools specialise in the manufacture of long pneumatic steels especially used in a number of functions such as furnace cleaning and other industrial as well as construction applications.

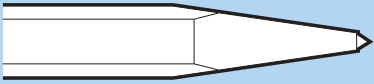


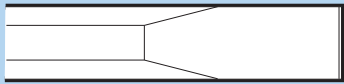


We produce hexagon shank points and narrow chisels up to 3.00 meters overall length in minimum quantities of 10 any one size and type of Point or Chisel. Round Shank long steels are also available in minimum quantities of 30 of any one size and Type

Please note that orders for long steels will incur expensive delivery charges commonly requested products are detailed below.

Shank 22mm Hexagon 82mm Long 41mm Dia Collar

	Description	Under Collar Length mm	Body	Standall Part No.
	Moil Point	915		910028
	Moil Point	1000		200034
	Moil Point	1220		910030
	Moil Point	1525		910032
	Moil Point	1830		910033
	Narrow Chisel	915		910238
	Narrow Chisel	1000		200035
	Narrow Chisel	1220		910240
	Narrow Chisel	1525		910242
	Narrow Chisel	1830		919243

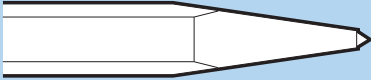





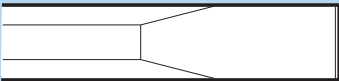





Shank 25mm Hexagon 108mm Long 41mm Dia Collar

	Description	Under Collar Length mm	Body	Standall Part No.
	Moil Point	915		910048
	Moil Point	1220		910050
	Narrow Chisel	915		90258
	Narrow Chisel	1220		910260

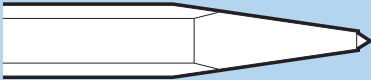



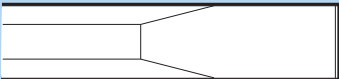



Shank 28mm Hexagon 160mm Long 46mm Dia Collar

	Description	Under Collar Length mm	Body	Standall Part No.
	Moil Point	1000		200117
	Narrow Chisel	1000		200113

Shank 32mm Hexagon 160mm & 152mm Long 46mm Dia Collar

	Description	Under Collar Length mm	Body	Standall Part No.
	Moil Point	915		912088
	Moil Point	1000		200118
	Moil Point	1220		912090
	Moil Point	1525		912092
	Moil Point	1830		912093
	Narrow Chisel	915		912298
	Narrow Chisel	1000		200119
	Narrow Chisel	1220		912300
	Narrow Chisel	1525		912302
	Narrow Chisel	1830		912303

25mm x 75mm round Shank 41mm dia Collar

	Description	Under Collar Length mm	Body	Standall Part No.
	Moil Point	1000		915549
	Moil Point	1500		915055
	Moil Point	2000		916060
	Narrow Chisel	1000		916270
	Narrow Chisel	1500		914261
	Narrow Chisel	2000		915264

Standall SVR®

SVR® stands for Standall Vibration Reduced. It is a method of reducing harmful vibration to the operator and noise to the surrounding area.

Vibration White Finger (VWF) is damage to the nerve endings of the fingers and is a particular hazard for workers frequently exposed to high levels of vibration. It is especially prevalent amongst operators of percussive power tools and is one of the most common reasons for occupational ill health claims against employers within the UK.

After intensive research and development, the Company has produced the world's first range of totally tuned silenced steels (for use with pneumatic and electric hammers) that reduces harmful vibration received at the tool hand/grip interface by a staggering 30%* in some of the most arduous conditions.

Energy is transmitted by the hammer piston to the breaker steel and thus to the work surface. There are reciprocal energy waves, which are essentially overlapping waves. These appear at various points along the length of the steel as 'nodal' points.

The research developed by Standall identified these node points that rearranged the energy patterns and so increasing the energy delivered to the work piece so making the whole system more productive. The harmful vibrations are therefore dampened out of the system. The use of a specially selected material also assists with the damping process.

Finally, noise is reduced because the resonance element is much reduced. Therefore by understanding and measuring the physical properties of the steel during its operation, we have been able to tune out vibration, capture additional useful energy and reduce noise.

Key benefits of SVR®

- Reduced vibration and noise will result in increased break out performance through more efficient use of energy.
- The 30% reduction in the HAV (Hand Arm Vibration) measurement at the grip or handle of the tool will result in an increase in the safe usage time of the tool.
- Increased efficiency will mean reduced costs.
- Significant health benefits for employees through reduced vibration – over 36,000 (HSE figures) people in the UK currently suffer from an advanced form of VWF.
- Environmental and health benefits through significant reductions in noise.
- The Health and Safety Executive (HSE) produces a range of dedicated leaflets giving details for employers about the dangers associated with vibration and sets out recommendations for employers about the importance of investing in new equipment to improve the problem. This document clearly states that employers should aim to buy the lowest vibration equipment suitable for the job. The new SVR® dampened steels from Standall will provide the perfect solution and will be the only products of their kind to guarantee reduced vibration.

Intellectual Property Protection for SVR®

The SVR technology is protected by a:

USA patent approval number 7013984

European pending patent application EP 03 257 229.9

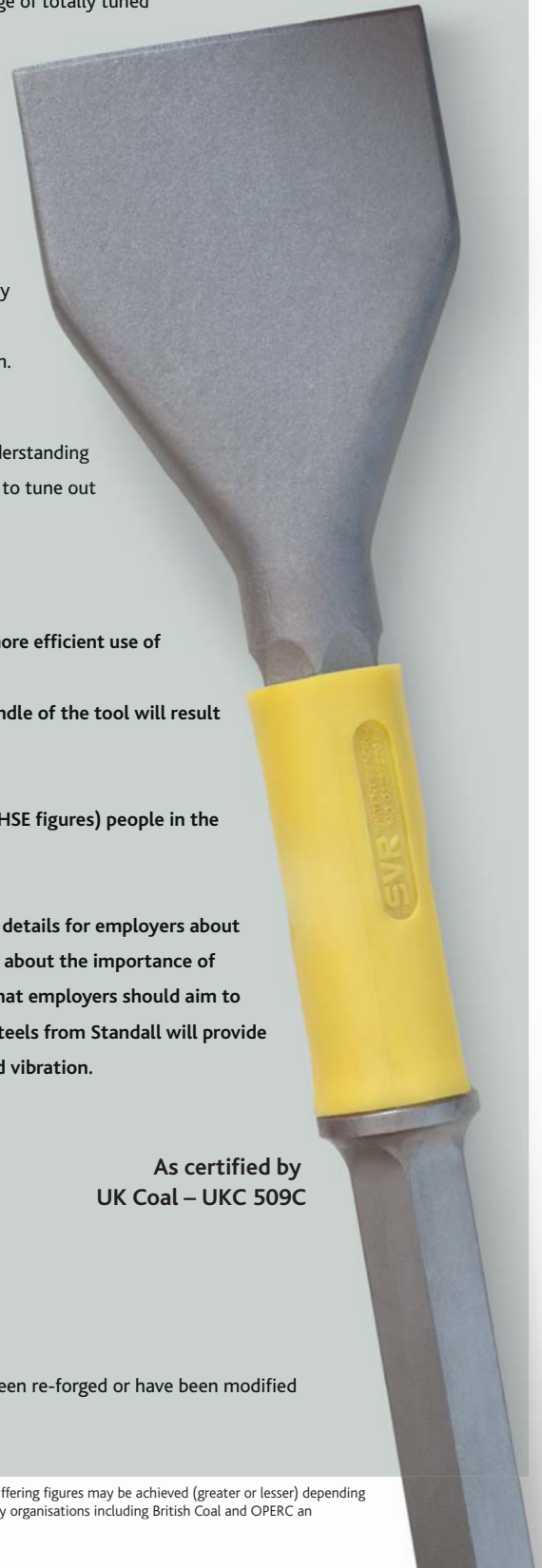
The SVR® logo is a registered trademark of Standall Tools Limited as follows:

UK registered trademark 2 349 800

European registered trademark 003 829 942

Reduced vibration can only be guaranteed with new products and not if steels that have been re-forged or have been modified following the original manufacture.

As certified by
UK Coal – UKC 509C



information

1 PRODUCT GUARANTEE

All our products are fully guaranteed against defects in the steel and manufacture. In the event of premature failure we undertake to provide replacements or appropriate credit, subject to the following conditions:

- (a) We, the manufacturers, are notified within 3 days of discovery of failure. Breakages which have been accumulated over an extended period of time and which have not been reported will not be considered.
- (b) The broken parts must be returned to the company or made available for inspection at the company's discretion.
- (c) The products have not been subjected to unreasonable use or to abuse. The original heat treatment has not been interfered with.
- (d) The company will in no circumstances be liable for incidental or consequential damages for loss of use, revenue or profit.

2. IDENTIFICATION OF MANUFACTURER

Problems frequently occur in identifying broken tools returned by an end user. All our tools are identified:

- 333 – for product made from steel DIN 1.1620
- 303 – for product made from steel DIN 1.2249
- 311 – for product made from another specification

The product is also marked with a date code signifying year and month of manufacture:

Our Warehouse staff are instructed to search for the above identification marks before accepting a broken tool for replacement. We do not accept someone else's problem!

3 USER GUIDE

Percussive tools are subjected to severe stresses during service. Our products are made to the highest standards of quality control for long service on tough applications: and consequently very few breakages of tools occur due to a defect in the steel or manufacture

A tool with a defect is likely to fail immediately due to the severe stresses. A tool which breaks after prolonged service, as evidenced by a well worn shank and tip, is not likely to have been defective but will have failed due to material fatigue after excessive heavy use.

3.1 MISUSE

As much as 90% of all breakage claims arise from incorrect use of the tool or operator misuse. Standall assumes no liability for misuse. Shown here are some of the most frequently encountered examples of incorrect use.

(a) Mushrooming

Insufficient contact or pressure between the tool and the work surface results in 'mushrooming' as the steel is allowed to "ride" on the work surface and becomes red hot and melts – hence the 'mushrooming' effect.

Also, the underside of the collar of the steel may come into contact with the retainer of the breaker steel – this causes damage. The steel will either break below the collar or can become detached. This could cause serious injury.

(b) Leverage

The tool must not be used as a lever to break away material. It should only be used to clear material from the broken surface. Breakage below the collar or of the body of the steel may result.

(c) File Marks

Some end users try and identify 'their' breaker steels by fixing or cutting an identification mark on the steel collar, shank or on the body of the tool. This is a dangerous practice as it disrupts the protective hardened shell of the tool and is likely to lead to a fatigue breakage.

(d) Frost damage

Steels left on open ground during periods of frost may suffer damage by becoming brittle and then fracture. It is important that steels are stored in a protected dry place during very cold periods, particularly at night. Exposure to frost causes minute shrinkage of the steel that creates which can be eliminated by bringing the steel gradually up to room temperature.

3.2 PERSONAL PROTECTION

(a) Eye protection

When using percussive steels it is essential that correct safety glasses or goggles are used at all times.

(b) Ear protection

It is essential that correct ear protection is used at all times which can be either ear plugs or mufflers dependant on the decibel level.

(c) Protective clothing

Safety boots and suitable clothing should be worn at all times.

(d) Re-forged steels

If steels have been re-forged to extend their working life, it is essential that the correct heat treatment processes have been implemented. Failure to do so will lead to accelerated wear or premature failure that may result in personal injury.

Remember:

There is a serious risk to health safety to use percussive tools in blunt and worn condition. It is the users responsibility to ensure tools are kept in a safe and workable condition.

Terms & Conditions

Terms & Conditions are available on request or download as a PDF from our website at www.standall.com

Standall percussive steels are only intended and suitable for use in machines equipped with matching tool bushes

Other brochures available from Standall Tools Ltd



ELECTRIC HAMMER
DRILLING ACCESSORIES



ELECTRIC HAMMER
PERCUSSIVE STEELS



PERCUSSIVE ROCK
DRILLING &
EXCAVATOR MOUNTED
BREAKER STEELS

Standall™ Tools Limited

Mickley Lane, Dronfield Woodhouse, Sheffield S18 8XB

phone +44(0)114 262 0626 fax +44 (0)114 262 0520 email sales@standall.com

www.standall.com



FM 21468

